



Year 11

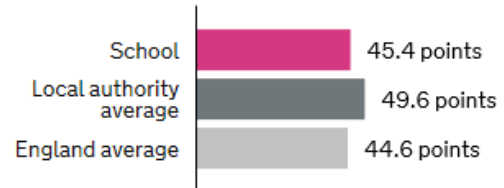
2017 figures from the Department for Education.

Progress 8 score

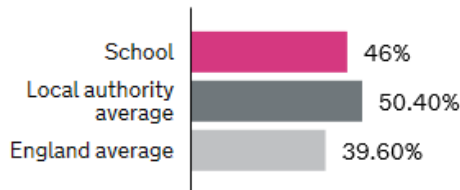
Average **-0.08**

[More score details](#)

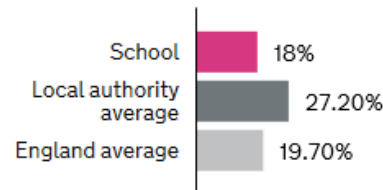
Attainment 8 score



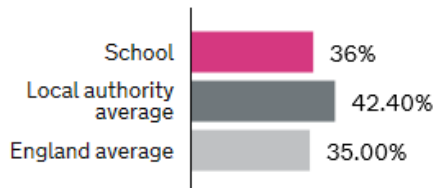
Grade 5 or above in English & maths GCSEs



Achieving EBacc at grade 5/C or above



Entering EBacc



Staying in education or entering employment

There is no data available for this school or college for this measure.

A progress score of -0.08 means that the grades that students achieved are in line with those grades achieved by similar students nationally.

Link to the Department for Education

<https://www.compare-school-performance.service.gov.uk/school/121678>

Year 13 2017 figures from the Department for Education.

Progress score [?](#)

Average	-0.01
----------------	--------------

[More score details](#) [?](#)

Average result [?](#)

	Average result	Points
School / college	C	29.97
North Yorkshire state-funded schools / colleges	C+	32.3
England all schools schools / colleges	C+	32.39

A progress score of -0.01 means that the grades that students achieved are in line with those grades achieved by similar students nationally.

A levels

76 students

These figures are based on students who entered at least one A level or AS level. A levels are available in a wide range of subjects, including English, maths, sciences, languages and humanities. The primary purpose of A levels is to prepare students for degree-level study at university. For further details, see the [16 to 18 Accountability Technical Guide](#).

Progress score [?](#)

Average	-0.01
----------------	--------------

[More score details](#) [?](#)

Average result [?](#)

	Average result	Points
School / college	C	29.97
North Yorkshire state-funded schools / colleges	C+	32.3
England all schools schools / colleges	C+	32.39



Academic qualifications (all academic qualifications, including A levels)

76 students

Academic qualifications include A levels but also other 'level 3' academic qualifications such as International Baccalaureates and Pre-U. These figures are based on students who were entered for at least one academic qualification that takes the same amount of time to study as an AS level or above. For further details, see the [16 to 18 Accountability Technical Guide](#).

Progress score [?](#)

Average	-0.02
----------------	--------------

[More score details](#) [?](#)

Average result [?](#)

	Average result	Points
School / college	C	30.07
North Yorkshire state-funded schools / colleges	C+	32.4
England all schools schools / colleges	C+	32.73



Applied general qualifications (broad vocational qualifications)

27 students

Applied general are qualifications that provide broad study of a vocational area. They are designed to lead to higher education and they include areas such as performing arts, business and health and social care. See [technical and vocational qualifications](#) for more details. These figures are based on students who were entered for at least one applied general qualification. For further details, see the [16 to 18 Accountability Technical Guide](#).

Progress score [?]

Average -0.34

[More score details](#) [?]

Average result [?]

School / college	Average result	Points
	Dist	35.18
North Yorkshire state-funded schools / colleges	Dist+	39.3
England all schools schools / colleges	Dist	35.73

Tech levels (occupational qualifications)

27 students

Tech levels are level 3 qualifications for students wishing to develop the specialist skills and knowledge for a technical occupation or industry. They lead to recognised occupations, for example in engineering, IT, accounting or professional cookery. For further details, see [technical and vocational qualifications](#) for more details and the [16 to 18 Accountability Technical Guide](#).

Completion & attainment [?]

Number of tech level learning aims (total number of qualifications studied by all students): 27

	School / college	Local authority	England state-funded 16-18 schools / colleges
Completion and attainment score	0.75	0.35	0

Average result [?]

School / college	Average result	Points
	Dist+	37.32
North Yorkshire state-funded schools / colleges	Dist	36.29
England all schools schools / colleges	Dist-	32.26

Retention Rates

A Levels

% of students completing their main study programme [?]

Number of students enrolled to study mainly A levels: 58



Academic

% of students completing their main study programme [?]

Number of students enrolled to study mainly academic qualifications: 58



Applied General

% of students completing their main study programme [?]

Number of students enrolled to study mainly applied general qualifications: 24



Technical

% of students completing their main study programme [?]

Number of students enrolled to study mainly Tech levels: 27



English and Maths

	Number of students	School / college	Local authority state-funded schools / colleges	England all schools / colleges
English	14	1.07	0.17	-0.02
Mathematics	15	0.73	0.06	0